

# The Skylight Alternative



**WE WILL  
DELIVER**



**SPECIAL  
ORDERS**



**illume™**

Available at  
**BUNNINGS**  
warehouse

Take this brochure to the Special Orders Desk or order online at [bunnings.com.au](http://bunnings.com.au)

# illume™

*Better than a Skylight*

HELLO BRIGHTNESS!  
GOODBYE PROBLEMS.

Traditional skylights are great for bringing natural light into your home. Unfortunately, they come with a host of problems.

- X Can be difficult & expensive to install.
- X Require holes in your roof that often leak.
- X Fill up with bugs, mould & condensation.
- X Only available on upper levels.
- X Often get damaged in hail storms.

## The illume™

The illume™ Better than a Skylight has a sleek design that uses Ambient Light Technology that will transform any room into a bright space by simulating the outside conditions, inside your home or work space.

You can install an illume™ to replace a traditional skylight or to add extra brightness to your home. It's perfect when traditional skylights can't be fitted.

illume™ operates with no running costs or batteries. Unlike traditional skylights, there is no light tunnel that requires roof penetration. Also avoiding leaks whilst not compromising your energy rating.

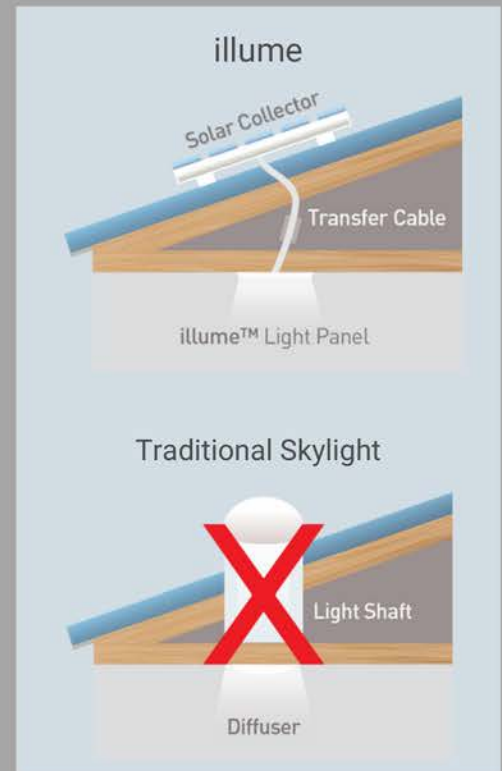
### Where You Can Install Your illume™



## How It Works

illume™ works by collecting energy from the sun via the solar collector. The energy collected is then converted into electrical current which powers the illume panel. No batteries required!

illume™ automatically comes to life at sunrise, and it's intensity varies during the day depending on sun exposure and cloud cover.



Brightens any space and any level of your home.



No roof penetrations, that leak.



Simulates outside lighting conditions.



No bugs, condensation or unhealthy mould.



Green technology reduces carbon footprint.



Optional ability to turn light on and off.



BEFORE

AFTER

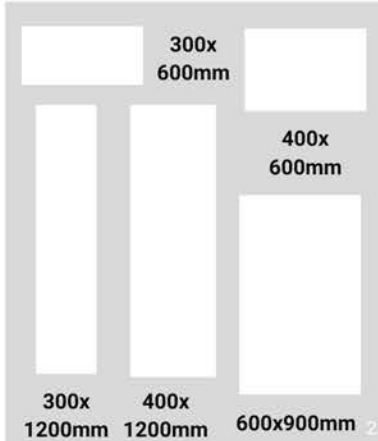




## So Many Options

We have a wide range of illume™ models and sizes to suit every location in your home. Choosing an illume™ to fit your space is simply a matter of working out the square meterage of your room and match that figure with the ideal area!

Quality Assured

Manufactured in AUSTRALIA by a family business, established in 1955. Rest assured we will be here to help if required.



CODE	SIZE(mm)	LUMENS <sup>1</sup>	STYLE	IDEAL AREA	ITEM NUMBER
KIS1010	180	700lm	Round	2 <sup>2</sup>	0811020
KIS1012	270	1365lm	Round	6 <sup>2</sup>	0811022
KIS2010	300	935m	Rectangle	5 <sup>2</sup>	0811023
KIS2012	400	1365lm	Rectangle	7 <sup>2</sup>	0811024
KIS1014	350	2145lm	Round	10 <sup>2</sup>	0034981

### PREMIUM RANGE

KIS1013TA	280	2030lm	Round	7 <sup>2</sup>	0029037
KIS1014TA	350	2730lm	Round	11 <sup>2</sup>	0029039
KIS2010TA	300	1365lm	Square	6 <sup>2</sup>	0029044
KIS2012TA	400	1845lm	Square	9 <sup>2</sup>	0811109
KIS2014TA	500	2535lm	Square	11 <sup>2</sup>	0811112
KIS2016TA	600	2925lm	Square	13 <sup>2</sup>	0811114
KIS2017TA	700	3290lm	Square	17 <sup>2</sup>	0434469
KIS3012TA	300x600	1950lm	Rectangle	10 <sup>2</sup>	0811116
KIS3015TA	400x600	2535lm	Rectangle	11 <sup>2</sup>	0480853
KIS3018TA	600x900	4290lm	Rectangle	20 <sup>2</sup>	0811122
KIS3014TA	300x1200	4290lm	Rectangle	20 <sup>2</sup>	0811118
KIS3020TA	400x1200	4720lm	Rectangle	24 <sup>2</sup>	0434471

1. Maximum brightness and lumen value is based on direct sunlight.  
 2. illume diagram depictions are not to scale.  
 3. May require additional hardware to install in specific locations.

Flush mount illume™ codes end in TA, Surface Mount illumines end in TAS. All premium models are only available through the special orders desk.

PRI40A 'illume' is a registered trademark.

# How It Works

---

It's as simple as 1,2,3! Follow the steps shown to purchase or order your product. If you need further advice, speak to a team member at the Special Orders Desk in-store

---

## 1. Select The Product You Want

View the extensive range available in this brochure or online. Use the number shown below to order your product online or in-store

LUMENS	STYLE	IDEAL AREA	ITEM NUMBER
540lm	Round	2 <sup>2</sup>	0811020
1050lm	Round	6 <sup>2</sup>	0811022
720m	Rectangle	5 <sup>2</sup>	0811023
1050lm	Rectangle	7 <sup>2</sup>	0811024
1650lm	Round	10 <sup>2</sup>	0034981

## 2. Order Online or at the Special Orders Desk

After you have selected the product you want, take this brochure to the Special Orders Desk or order online at [bunnings.com.au](http://bunnings.com.au)

---

## 3. We Will Deliver

Upon placing your order, your products will be delivered direct to your home or site. This will usually arrive within 7-14 Working days.